AssistCall

VoxIgnis

Accessible Bedroom Kit

ViAC-ACB-SS



The Assist Call accessible bedroom kit is compatible with the Lexicomm LX228, Lexicomm Network and Assist Call standalone range. It is intended to provide all of the components required for a typical accessible bedroom application as recommended within Building Regulations Document M (access for the Disabled) and BS 8300-2:2018.

- Complete boxed solution
- BS8300 “Acknowledge” Feature
- Fully compliant to Part M and BS8300
- Provides central indication
- Flush or surface mounting
- Braille enhanced cancel button
- Brushed stainless finish

Overview

The ViAC-ACB-SS provides the perfect solution for hotels, student accommodation and residential accommodation for a fully compliant emergency assistance alarm system.

Part M of the Building regulations requires a ratio of 1 wheelchair accessible bedroom per 20 bedrooms.

The requirements for an accessible bedroom are as follows:

- A pull cord and cancel plate by the bed
- A pull cord by the shower
- A pull cord and cancel by the wc
- Over door indicator in corridor

The Assist Call devices can be wired in any order.

The emergency assistance alarm should be indicated at a central location. Our Lexicomm EVC system is ideal for this or alternatively our Assist Call standalone range of controllers are suitable.

Operation

When a pull cord is activated, the over-door indicator and cancel plates emit an alternating tone with flashing blue indication. After system acknowledgment the over-door and cancel indicators change from flashing to steady illumination, with a double beep tone every 15 seconds. This reassures the occupant that help is on the way, instruction signage is provided within the kit.

Mounting Instructions

The ViAC-ACB-SS components are not supplied with backboxes as they can be used with any “MK” style single back-box over 25mm deep. To accept cable glands the back box needs to be 35mm deep) including metal clad surface types and plastic plasterboard liner boxes. The units should be mounted as shown below to comply with the requirements of Building Regulations Document M (Access for the Disabled) and BS8300-2:2018.

When flush mounting use the back-box manufacturers recommended cut out.

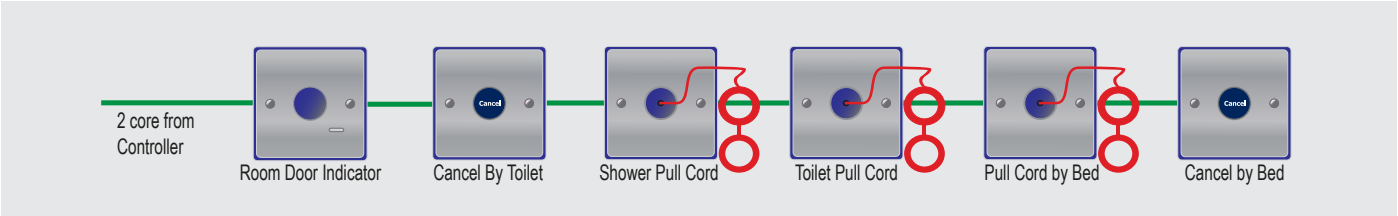

Accessible Bedroom Kit

ViAC-ACB-SS

Technical Specification

Details	ViAC-ACB-SS	
Physical		
Height	86mm	
Width	86mm	
Visible plate depth	12mm	
Weight	592g	
Material	Stainless steel/blue polycarbonate	
Finish	Brushed	
Recommended Cables		
Type	**Cores**	**Distance from panel/controller**
PVC or fire rated	2 core 1mm	500m
Cat5/6	1 x pair 0.22mm	50m
Standards Compliance		
EMC	EN 55035:2017+A11:2020 EN 55032:2015+A1:2020	
LVD	EN IEC62368-1:2020+A11:2020	
Product Family	BS 8300-2:2018, BS 5839-9:2021	

Details	ViAC-ACB-SS
Part Numbers	
Kit	ViAC-ACB-SS
Over door	ViAC-ODP-SS
Cancel	ViAC-CNP-SS
Pullcord	ViAC-CPP-SS
Call button	ViAC-CLP-SS
Call/ Cancel button	ViAC-CCP-SS
Ancillary Cancel buton	ViAC-ACP-SS
Switch Interface plate	ViAC-SIP-SS
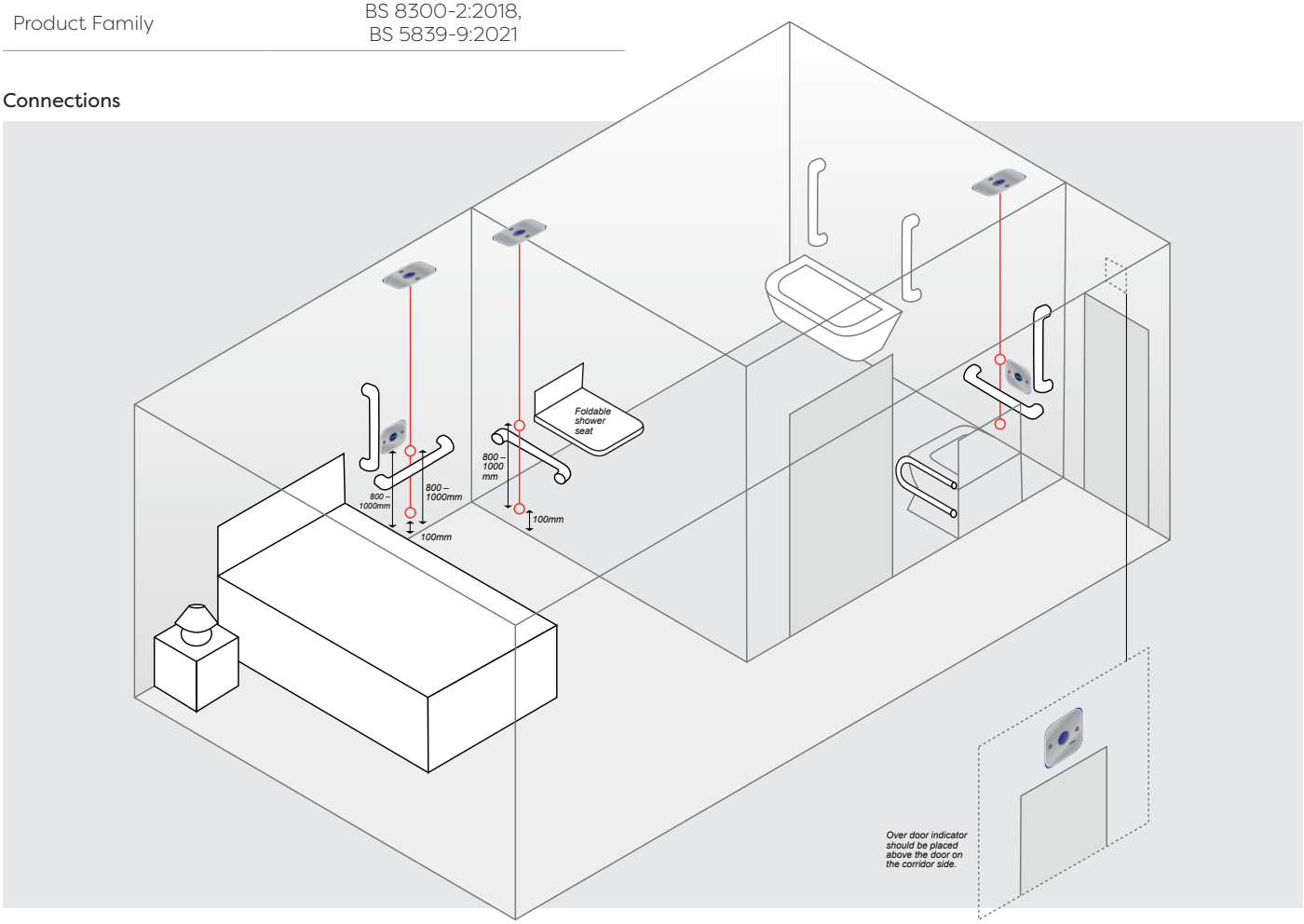
Connections