

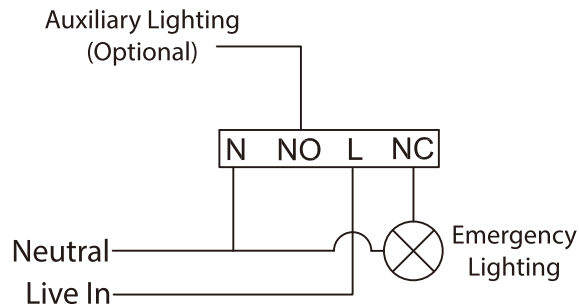
SPECIFICATION

Operating Voltage: 220V ~240V
Output Rating: 4A MAX for LED Emergency Lighting
6A Incandescent lighting
3A Florescent Lighting(inductive load)

INSTALLATION

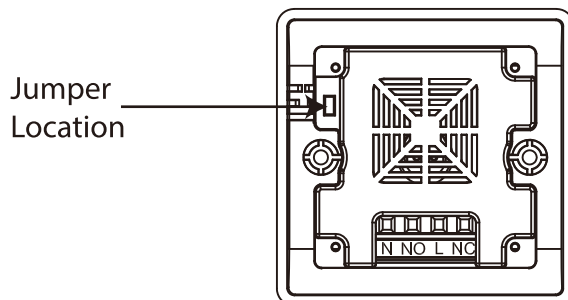
 This a Class II product, double insulated.

Wiring

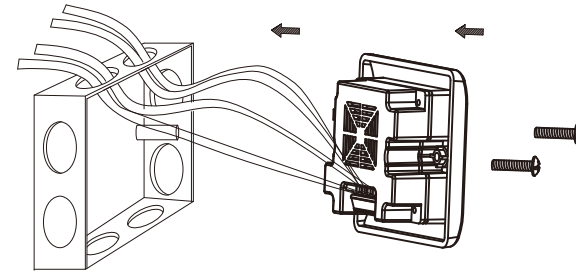


Buzzer Settings

Jumper applied : buzzer will sound for 60 seconds after test duration ends



Mounting



OPERATION

Before operation, ensure that the fitting(s) connected to the test switch have power applied and the charge light is visible.

Insert the supplied key into the chamber and switch between the red and the green positions marked on the key chamber until the required duration is visible on the display, the mains supply to the fitting(s) will be disconnected for the duration selected until the power will be reinstated automatically.

Available durations are: 10, 30, 60, 180 minutes

If enabled, the end of test duration buzzer will sound for 60 seconds

To cancel a test at any point, Insert the supplied key into the chamber and switch between the red and the green positions marked on the key chamber until the display is off.



Elite Security Products
Unit 7, Target Park,
Shawbank Road, Lakeside,
Redditch B98 8YN
Telephone: 01527 51 51 50
Fax: 01527 51 51 43
Email: info@espuk.com
www.espuk.com
E&OE - Errors and omissions excepted. K25